




14 mm Cummins Common Rail Girdle



This kit includes 1 girdle, 14 top spacers, (large hole) 12 bottom spacers (small hole) 1 rear main spacer bar, 2 rear main stud nuts (12 point), and 12 main stud nuts (Nylock).




(1) Install top spacer on the 12 front studs.




(2) Install top spacer on rear main stud.

(The spacer may need to be ground flat on one side to clear the rear main seal plate. Do not remove more than is needed to clear the plate).




(3) The spacers should be even with the oil pan rail (+ or - .015).



(4) Install girdle with the notch for the oil pump pickup next to oil pickup hole (note position of the special bolt to clear pickup tube). Install lower spacers and nuts.



(5) Install rear main spacer bar with 12 point nuts.



(6) Torque all main girdle nuts to 135 ft lbs.

Install oil pump pickup tube and Torque all factory block stiffener bolts and pickup tube to factory spec.



(7) Modify oil pan to clear rear main studs.

(We can stamp these notches in the oil pan for you for a small fee; this makes the installation much easier and looks great.)

For any questions on the install call 435-896-4801